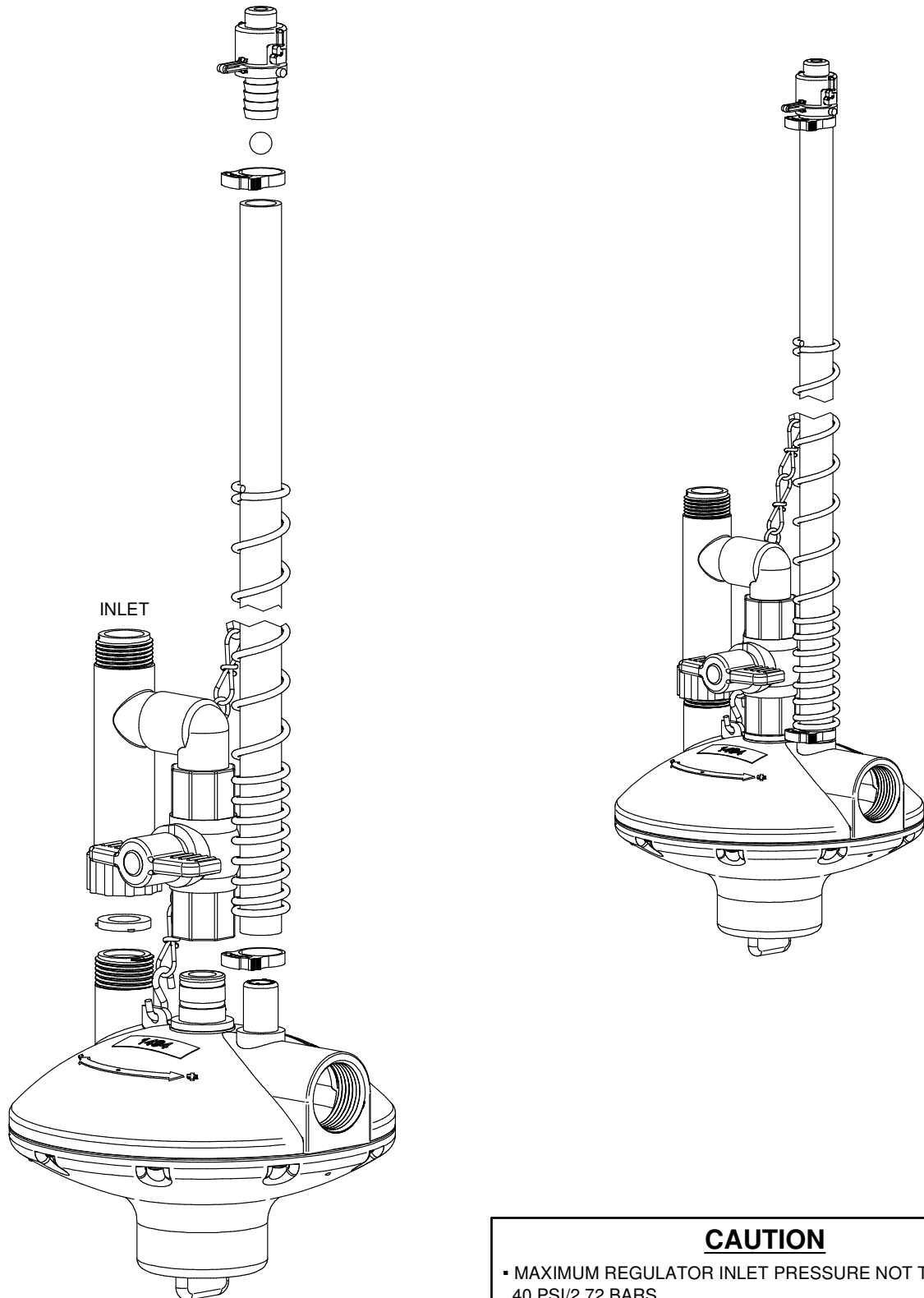


Assembly Instructions

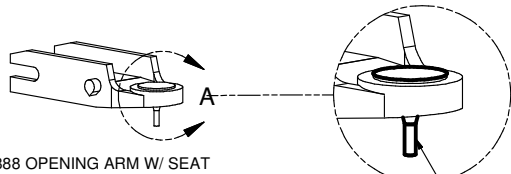
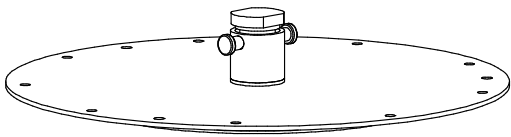
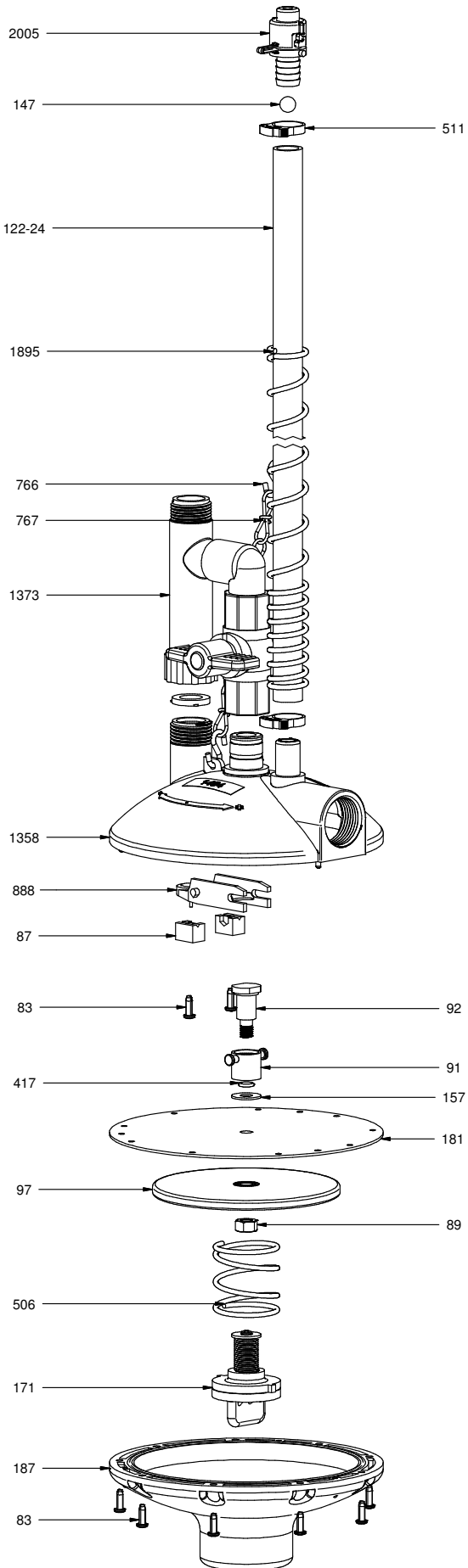


CAUTION

- MAXIMUM REGULATOR INLET PRESSURE NOT TO EXCEED 40 PSI/2.72 BARS.
- DO NOT ALLOW THIS ITEM TO COME INTO CONTACT WITH PETROLEUM, PHENOL OR ALDEHYDE BASED PRODUCTS OR ANY OTHER CORROSIVE PRODUCT IN GENERAL.

COMPONENTS

PART NR.	QTY	DESCRIPTION
122-24	1	RISER TUBE: 24" / 60 CM
1373	1	REGULATOR PART: FLUSH UNIT 3/4" MNPT INLET RED
147	1	BALL: RISER TUBE
1895	1	SPRING: RISER TUBE
2005	1	RISER TUBE CAP
1358	1	REGULATOR PART: INLET/OUTLET HOUSING - CAGE 1" FNPT
171	1	REGULATOR PART: ADJUSTMENT KNOB ASSEMBLY - STANDARD
187	1	REGULATOR PART: ADJUSTMENT HOUSING - STANDARD & INLINE
157	1	WASHER: METAL - 5/16" ID X 3/4" OD X 0.044" TH
181	1	REGULATOR PART: DIAPHRAGM - STANDARD
417	1	O-RING: 6.40MM ID X 10.21MM OD X 1.90MM CS
89	1	FASTENER: NUT HEX 5/16"-18 X 1/2" WD X 17/64" H
91	1	REGULATOR PART: SWIVEL COUPLING - STANDARD
92	1	REGULATOR PART: SHOULDER BOLT - STANDARD
97	1	REGULATOR PART: DIAPHRAGM BACKING PLATE - STANDARD
506	1	REGULATOR PART: SPRING 0.05 - 1 PSI
83	11	FASTENER: SCREW PAN HD PHILLIPS #7 - 18 X 1/2" LG - PLASTITE THREAD
87	2	REGULATOR PART: RETAINER BLOCK - STANDARD
888	1	REGULATOR PART: OPENING ARM W/ SEAT
511	2	CLAMP: SNAP 0.746" - 0.848" DIA. - BLACK
766	2	S-HOOK: 1"
767	1	CHAIN: DOUBLE LOOP #3 X 36" / 92 CM



88-V CAN BE PURCHASED SEPARATELY

P.O. Box 1169
 101 Industrial Parkway
 Middlebury, Indiana
 46540-1169, USA
 Tel: + 1 574.825.5849
 Fax: + 1 574.825.7674
 Web: www.ziggity.com